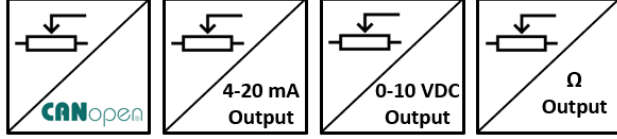


DRAW WIRE SENSOR

AWP 811

“Potentiometric, Analog or CANopen Output, High Accuracy”



- 2500 mm or 5000 mm stroke (measuring) length
- $\pm 0.5\%$ FS linearity
- Potentiometric, 0-10 VDC, 4-20 mA analog output or CANopen output options
- Redundant output model option
- Stainless steel measuring wire
- IP54 protection class (Optional IP67)
- Compact design
- Easy installation
- Shock/Vibration resistant
- Aluminum body

AWP 811 series draw wire sensors; consists of a rotary potentiometer which is controlled by stainless steel wire. They make measurement by pulling and rewinding stainless steel wire. They convert linear motion to potentiometric output.

The “A” series gives of 4-20 mA analog output with the help of the converter card.

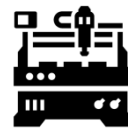
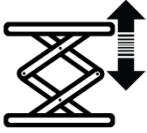
The “V” series gives of 0-10 VDC analog output with the help of the converter card.

The “C” series gives of CANopen signal output with the help of the converter card.

Optionally, redundant output, different cable length or connector model can be requested.

SAMPLE APPLICATION FIELDS

- Elevators
- Press machines
- Crane systems
- Wood processing machines
- Marble processing machines
- Storage positioning
- Dam protections
- Sluice gate control
- Air compressors
- Glass processing machines
- Lifting platforms
- Applications in medical technologies (operating table etc.)
- Forklifts
- Screw machines
- Paper machines
- Sewing machines
- Hydraulic machines
- Sheet metal machines
- Printing machines
- Horizontal control equipments
- Construction machines
- Industrial robots
- Injection machines
- X-Y axis displacement
- Liquid level measurements and position control



MECHANICAL DATA

Measuring Range (stroke)	2500mm or 5000mm
Maximum Speed	0.5 m/s
Required Force	12N
Protection Class	IP54 (Optional IP67)
Operating Temperature	-25°C...+85°C
Material	Body: Aluminum
	Measuring Wire: Stainless steel

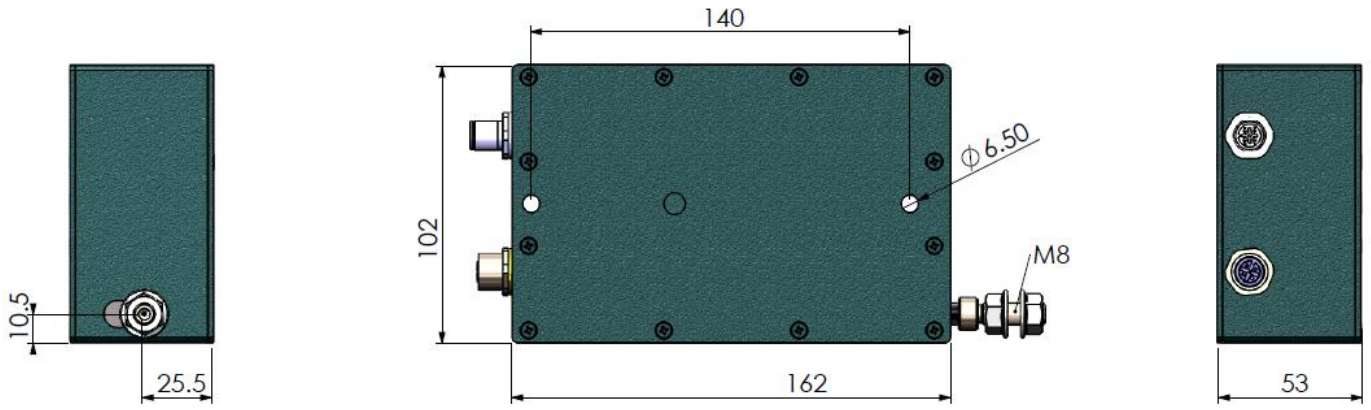
ELETRICAL DATA

Measuring Range (stroke)	2500mm or 5000mm		
Mesuring Type	Potentiometric		
Output Signal Type	Potentiometric	Analog: 0-10V / 4-20mA	CANopen
Resistance	5 KΩ (standard), 10 KΩ	-	-
Supply Voltage	42V max.	12...30 VDC	10...30 VDC
Linearity	±0.5 FS		
Electrical Connection	M12 connector or cable		

CANopen SPECIFICATIONS

Resolution	23 Bit
Communication profile	CiA 301
Device Type	CANopen, CiA DS406
Node ID	Between 1 and 127, it can be adjusted with LSS or SDO
Baud Rate	10 kBit/s, 20 kBit/s, 50 kBit/s, 100 kBit/s, 125 kBit/s, 250 kBit/s, 500 kBit/s, 800 kBit/s, 1 Mbit/s
PDO Data Rate	500 ms
Error Control	Heartbeat, Emergency Message
PDO	2 Tx PDO
PDO Modes	Event/Time triggered, Synch/Asynch
SDO	1 server
Position Information	Object Dictionary 6004
Termination Resistance	Optional, specify at the order stage.

MECHANICAL DIMENSIONS (mm)



ELECTRICAL CONNECTIONS

Analog or Potentiometric

0-10V or Pot Connection		
Signal	Cable Color	M12 5 pin connector
Earth	Silver	Pin 1
+V	Red	Pin 2
0V	Black	Pin 3
0-10V / Pot	Yellow	Pin 4
-	-	Pin 5

4-20 mA Connection		
Signal	Cable Color	M12 5 pin connector
Earth	Silver	Pin 1
+V	Red	Pin 2
-	-	Pin 3
4-20 mA	Yellow	Pin 4
-	-	Pin 5

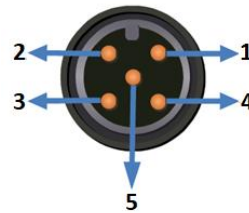
- * 1 pcs M12 5 pin male connector is used as standard for single output models
- * Redundant models have two outputs. 1 pcs M12 5 pin male and 1 pcs M12 5 pin female sockets are used as standard.
- * Different socket models can be requested optionally.

CANopen

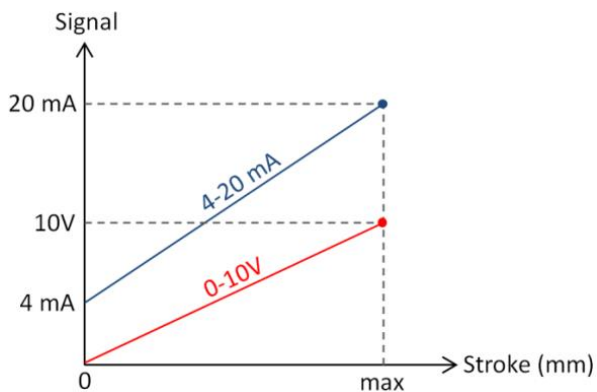
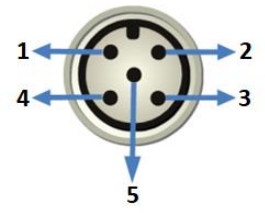
Signal	Cable Color	M12 5 pin connector
CAN_SHIELD	Silver (mesh)	Pin 1
+V (10...30 VDC)	Red	Pin 2
GND (0V)	Black	Pin 3
CAN_H	Yellow	Pin 4
CAN_L	Green	Pin 5

- * CANopen models have 2 outputs. 1 pcs M12 5 pin male and 1 pcs M12 5 pin female sockets are used as standard.
- * Different socket models can be requested optionally.

M12 5 Pin Male Connector

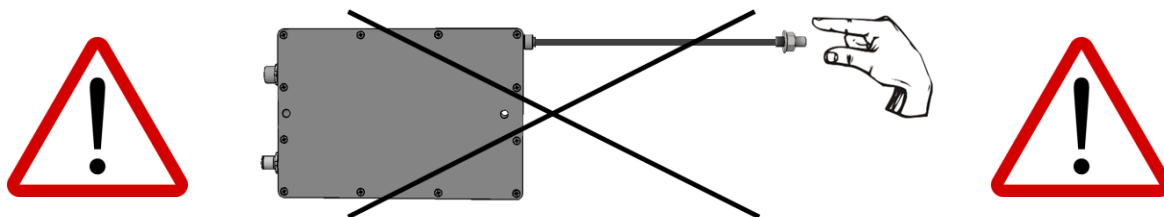


M12 5 Pin Female Connector




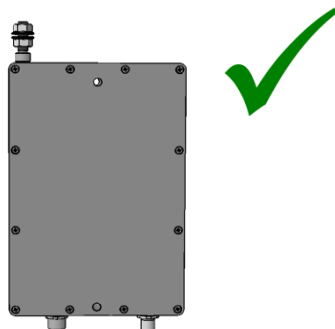
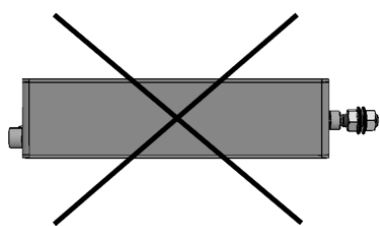


MOUNTING AND WARNINGS

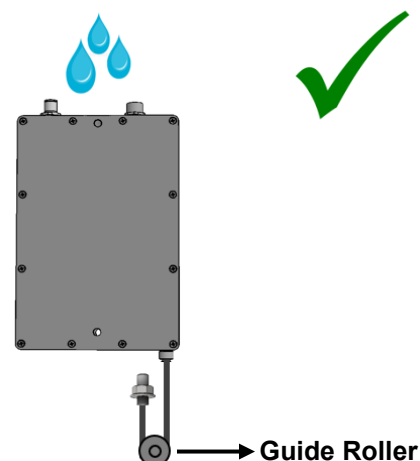
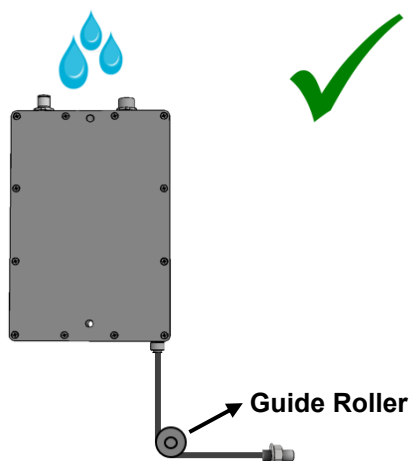
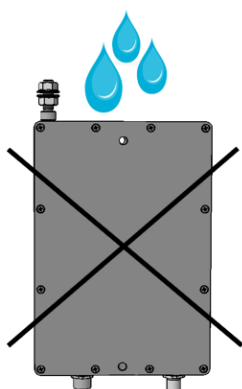
1. Never release the wire after pulling. Otherwise, the coil spring will be damaged.



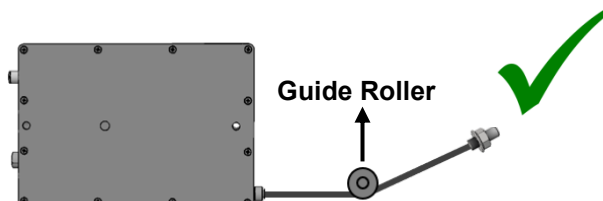
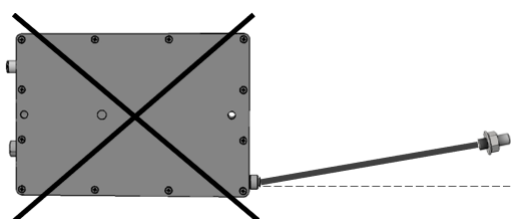
2. Mount the sensor according to the mounting directions shown below.



3. If there is a trickle of water (like a rain), the wire outlet must not be a drip of water upstream. If needed please use guide rollers.



4. The wire should not be pulled in angular. If needed, please use guide rollers.



Important Note(!): Failure to comply with these recommendations, the malfunctions that may occur will not be under the warranty.

ORDER CODE

Model	Resistance ⁽¹⁾						Output Signals			Protection Class		
	No Code: Analog or CANopen output						No Code : Potentiometric					
	5K: 5 KΩ (standard)						V : 0-10 VDC			No code : IP54 (std)		
10K: 10 KΩ						A : 4-20 mA			E067 : IP67			
C : CANopen												
AWP 811	-	XXXX	-	XXX	-	XXXX	-	X	-	XXXX	-	XXX
Stroke Length				Electrical Connection ⁽²⁾				Output Type				
2500: 2500mm				3M : 3 m cable				No Code : Single Output				
5000: 5000mm				5M : 5 m cable				Dual : Redundant				
				10M : 10 m cable				Output				
				S13F : M12 5 pin female socket								
				S13M : M12 5 pin male socket								
				S13FM: M12 5 pin female + M12 5 pin male								
				socket (available on redundant and CANopen models)								

- (1) For products with analog or CANopen output, resistance value is not selected. Please contact for other resistance options for potentiometric output products.
- (2) The product can be requested with cable or socket.
As standard;
For single output models, 1 pcs M12 5 pin male socket (S13M) is used.
For redundant and CANopen output models, 1 pcs M12 5 pin female + 1 pcs M12 5 pin male socket (S13FM) is used.
However, different socket combinations may be requested as in the examples below.
Please contact us for any other socket model other than M12.

Sample 1 (Potentiometric output) : AWP-811-5000-5K-S13M

AWP 811 series, 5000 mm stroke, 5K resistance, **M12 5 pin male socket**, potentiometric output

Sample 2 (CANopen output) : AWP-811-5000-S13FM-C-DUAL

AWP 811 series, 5000 mm stroke, **1 pcs M12 5 pin female + 1 pcs M12 5 pin male socket**, CAN output, redundant

Sample 3 (Analog output) : AWP-811-5000-3M-A-DUAL

AWP 811 series, 5000 mm stroke, **3 meters cable output**, current output, redundant